





# System programming

## Call handling

Held reminder	On	<b>Off</b>									
Held line reminder delay	30	<b>60</b>	90	120	150	180					seconds
Delayed ring transfer to prime	<b>On</b>		<b>Off</b>								
Delayed ring transfer to prime delay	1	2	<b>3</b>	4	6	10					rings
Directed pickup	<b>On</b>		<b>Off</b>								
Voice Message Center	telephone number 1 _____					telephone number 2 _____					
	telephone number 3 _____					telephone number 4 _____					
	telephone number 5 _____										
Transfer callback delay	<b>3</b>	4	5	6	12						rings
Park prefix	0	<b>1</b>	2	3	4	5	6	7	8	9	None
Call park timeout delay	30	<b>45</b>	60	90	120	150	180	300	600		seconds
Camp timeout delay	30	<b>45</b>	60	90	120	150	180				seconds
On hold feedback	<b>Tone</b>		Music			Silence					

## Miscellaneous 1

Direct dial number	<b>0</b>	1	2	3	4	5	6	7	8	9	None
Alarm Set _____ (None or any valid set; default <b>2221</b> )											
Link time	100	200	300	400	500	<b>600</b>	700	800	900	1000	milliseconds
Supervision time	60	100	260	<b>460</b>	600						milliseconds
Host delay	200	400	600	800	<b>1000</b>	1200	1400	1600	1800	2000	milliseconds
Background music	On		<b>Off</b>								
Set relocation	On		<b>Off</b>								
Line pool access codes: (1 to 4 digits long, or blank)	Line pool A: _____			Line pool B: _____			Line pool C: _____				
	Line pool D: _____			Line pool E: _____			Line pool F: _____				
	Line pool G: _____			Line pool H: _____			Line pool I: _____				
	Line pool J: _____			Line pool K: _____			Line pool L: _____				
	Line pool M: _____			Line pool N: _____			Line pool O: _____				

## Miscellaneous 2

ECAP Sets	ECAP 1: _____	ECAP 2: _____	ECAP 3: _____
	ECAP 4: _____	ECAP 5: _____	<b>None</b>
Direct dial sets	Set 1: _____	Set 2: _____	Set 3: _____
	Set 4: _____	Set 5: _____	

**Centrex access**

Feature	Code	Feature	Code
Call Forward	_____	Make Set Busy	_____
Cancel Call Forward	_____	Cancel Make Set Busy	_____
Ring Again	_____	Answer Waiting Call	_____
Cancel Ring Again	_____	Alternate Calls	_____
Group Call Pickup	_____		
Directed Call Pickup	_____		
Busy Override/Priority Call	_____		

## Centrex delays

after link	0.6	0.8	<b>1.0</b>	1.2	1.4	1.6	seconds
after feature	0.6	0.8	<b>1.0</b>	1.2	1.4	1.6	seconds

Beyond Centrex access digits	0	1	2	3	4	5	6	7	8	<b>9</b>
------------------------------	---	---	---	---	---	---	---	---	---	----------

**Service modes**

Name (max. 7 chars.)	Night _____	Evening _____	Lunch _____
Type	<b>Manual</b> Off Auto	<b>Manual</b> Off Auto	<b>Manual</b> Off Auto
If Auto:			
Start time	<b>23:00</b> Hr: ___ Min: ___	<b>17:00</b> Hr: ___ Min: ___	<b>12:00</b> Hr: ___ Min: ___
Stop time	<b>07:00</b> Hr: ___ Min: ___	<b>23:00</b> Hr: ___ Min: ___	<b>13:00</b> Hr: ___ Min: ___
TAFAS	<b>On</b> Off	<b>On</b> Off	<b>On</b> Off
Extra-dial set DN	<b>2221</b> DN: _____	<b>2221</b> DN: _____	<b>2221</b> DN: _____





# Line programming

## Line/Trunk data

	Line ____	Line ____	Line ____	Line ____	Line ____	Line ____
CO line number (maximum 7 digits)						
Line type <b>Public</b> Private to Voice mail Pool (A to O)	<input type="checkbox"/> <input type="checkbox"/> <input type="checkbox"/> <input type="checkbox"/>	<input type="checkbox"/> <input type="checkbox"/> <input type="checkbox"/> <input type="checkbox"/>	<input type="checkbox"/> <input type="checkbox"/> <input type="checkbox"/> <input type="checkbox"/>	<input type="checkbox"/> <input type="checkbox"/> <input type="checkbox"/> <input type="checkbox"/>	<input type="checkbox"/> <input type="checkbox"/> <input type="checkbox"/> <input type="checkbox"/>	<input type="checkbox"/> <input type="checkbox"/> <input type="checkbox"/> <input type="checkbox"/>
Prime set ( <b>2221</b> )						
Trunk mode*	Supervised 1A2 <b>Unsupervised</b> Single Line Set	Supervised 1A2 <b>Unsupervised</b> Single Line Set	Supervised 1A2 <b>Unsupervised</b> Single Line Set	Supervised 1A2 <b>Unsupervised</b> Single Line Set	Supervised 1A2 <b>Unsupervised</b> Single Line Set	Supervised 1A2 <b>Unsupervised</b> Single Line Set
Dialing mode	Pulse <b>Tone</b>	Pulse <b>Tone</b>	Pulse <b>Tone</b>	Pulse <b>Tone</b>	Pulse <b>Tone</b>	Pulse <b>Tone</b>
Full autohold	On <b>Off</b>	On <b>Off</b>	On <b>Off</b>	On <b>Off</b>	On <b>Off</b>	On <b>Off</b>
Auto privacy	<b>On</b> Off	<b>On</b> Off	<b>On</b> Off	<b>On</b> Off	<b>On</b> Off	<b>On</b> Off
Auxiliary ringer	<b>On</b> Off	<b>On</b> Off	<b>On</b> Off	<b>On</b> Off	<b>On</b> Off	<b>On</b> Off

## Abilities and Call Services

	1 2 3 4 5 None	1 2 3 4 5 None	1 2 3 4 5 None	1 2 3 4 5 None	1 2 3 4 5 None	1 2 3 4 5 None
VMsg center #						
Auto call information set	None <b>2221</b> DN:_____	None <b>2221</b> DN:_____	None <b>2221</b> DN:_____	None <b>2221</b> DN:_____	None <b>2221</b> DN:_____	None <b>2221</b> DN:_____
Line filter						

\*Note: For lines 01 to 08 inclusive, the only Trunk Mode options available are Supervised and Unsupervised.





# Set programming

## Line access

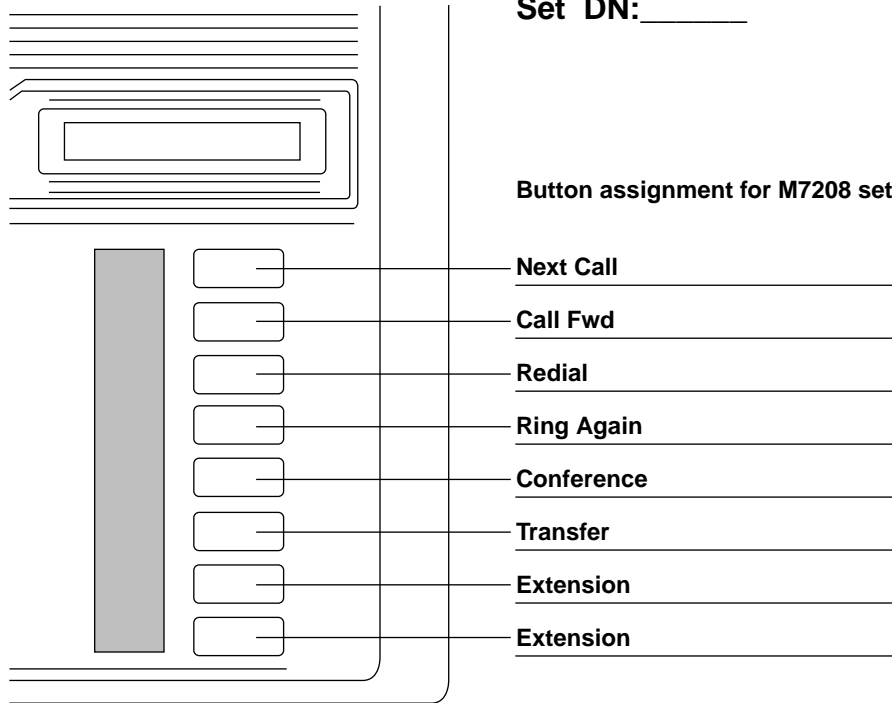
Set DN										
Set type										
Lines assigned	Line	Ringling	Line	Ringling	Line	Ringling	Line	Ringling	Line	Ringling
	_____	Y N	_____	Y N	_____	Y N	_____	Y N	_____	Y N
	_____	Y N	_____	Y N	_____	Y N	_____	Y N	_____	Y N
	_____	Y N	_____	Y N	_____	Y N	_____	Y N	_____	Y N
	_____	Y N	_____	Y N	_____	Y N	_____	Y N	_____	Y N
	_____	Y N	_____	Y N	_____	Y N	_____	Y N	_____	Y N
	_____	Y N	_____	Y N	_____	Y N	_____	Y N	_____	Y N
	_____	Y N	_____	Y N	_____	Y N	_____	Y N	_____	Y N
	_____	Y N	_____	Y N	_____	Y N	_____	Y N	_____	Y N
	_____	Y N	_____	Y N	_____	Y N	_____	Y N	_____	Y N
	_____	Y N	_____	Y N	_____	Y N	_____	Y N	_____	Y N
	_____	Y N	_____	Y N	_____	Y N	_____	Y N	_____	Y N
	_____	Y N	_____	Y N	_____	Y N	_____	Y N	_____	Y N
	_____	Y N	_____	Y N	_____	Y N	_____	Y N	_____	Y N
_____	Y N	_____	Y N	_____	Y N	_____	Y N	_____	Y N	
Set/Line filters	Line	Filter	Line	Filter	Line	Filter	Line	Filter	Line	Filter
	_____	_____	_____	_____	_____	_____	_____	_____	_____	_____
	_____	_____	_____	_____	_____	_____	_____	_____	_____	_____
	_____	_____	_____	_____	_____	_____	_____	_____	_____	_____
	_____	_____	_____	_____	_____	_____	_____	_____	_____	_____
	_____	_____	_____	_____	_____	_____	_____	_____	_____	_____
	_____	_____	_____	_____	_____	_____	_____	_____	_____	_____
	_____	_____	_____	_____	_____	_____	_____	_____	_____	_____
	_____	_____	_____	_____	_____	_____	_____	_____	_____	_____
	_____	_____	_____	_____	_____	_____	_____	_____	_____	_____
	_____	_____	_____	_____	_____	_____	_____	_____	_____	_____
	_____	_____	_____	_____	_____	_____	_____	_____	_____	_____
	_____	_____	_____	_____	_____	_____	_____	_____	_____	_____
	_____	_____	_____	_____	_____	_____	_____	_____	_____	_____
Line pool access	A B C D E	A B C D E	A B C D E	A B C D E	A B C D E	A B C D E	A B C D E	A B C D E		
	F G H I J	F G H I J	F G H I J	F G H I J	F G H I J	F G H I J	F G H I J	F G H I J		
	K L M N O	K L M N O	K L M N O	K L M N O	K L M N O	K L M N O	K L M N O	K L M N O		
Answer DN's	Set	Ringling	Set	Ringling	Set	Ringling	Set	Ringling	Set	Ringling
	_____	Y N	_____	Y N	_____	Y N	_____	Y N	_____	Y N
	_____	Y N	_____	Y N	_____	Y N	_____	Y N	_____	Y N
	_____	Y N	_____	Y N	_____	Y N	_____	Y N	_____	Y N
Intercom buttons	0 1 2 3 4	0 1 2 3 4	0 1 2 3 4	0 1 2 3 4	0 1 2 3 4	0 1 2 3 4	0 1 2 3 4	0 1 2 3 4		
	5 6 7	5 6 7	5 6 7	5 6 7	5 6 7	5 6 7	5 6 7	5 6 7		
Prime line	<b>None</b>	Intcm	<b>None</b>	Intcm	<b>None</b>	Intcm	<b>None</b>	Intcm	<b>None</b>	Intcm
	Line:_____	Pool:_____	Line:_____	Pool:_____	Line:_____	Pool:_____	Line:_____	Pool:_____	Line:_____	Pool:_____

## Set abilities

Set DN					
Full handsfree	On <b>Off</b>	On <b>Off</b>	On <b>Off</b>	On <b>Off</b>	On <b>Off</b>
Auto handsfree	On <b>Off</b>	On <b>Off</b>	On <b>Off</b>	On <b>Off</b>	On <b>Off</b>
Handsfree answerback	<b>On</b> Off	<b>On</b> Off	<b>On</b> Off	<b>On</b> Off	<b>On</b> Off
Priority call	On <b>Off</b>	On <b>Off</b>	On <b>Off</b>	On <b>Off</b>	On <b>Off</b>
Auxiliary ringer	On <b>Off</b>	On <b>Off</b>	On <b>Off</b>	On <b>Off</b>	On <b>Off</b>
DN type	<b>Normal</b> Norstar only Not Norstar	<b>Normal</b> Norstar only Not Norstar	<b>Normal</b> Norstar only Not Norstar	<b>Normal</b> Norstar only Not Norstar	<b>Normal</b> Norstar only Not Norstar
Pickup group	<b>None</b> 1 2 3 4 5 6 7 8 9	<b>None</b> 1 2 3 4 5 6 7 8 9	<b>None</b> 1 2 3 4 5 6 7 8 9	<b>None</b> 1 2 3 4 5 6 7 8 9	<b>None</b> 1 2 3 4 5 6 7 8 9
Page	<b>On</b> Off	<b>On</b> Off	<b>On</b> Off	<b>On</b> Off	<b>On</b> Off
Page zone	None <b>1</b> 2 3 4 5 6	None <b>1</b> 2 3 4 5 6	None <b>1</b> 2 3 4 5 6	None <b>1</b> 2 3 4 5 6	None <b>1</b> 2 3 4 5 6
Set lock	<b>None</b> Full Partial	<b>None</b> Full Partial	<b>None</b> Full Partial	<b>None</b> Full Partial	<b>None</b> Full Partial
Call forward on busy to	<b>None</b> DN _____	<b>None</b> DN _____	<b>None</b> DN _____	<b>None</b> DN _____	<b>None</b> DN _____
Forward no answer to	<b>None</b> DN _____	<b>None</b> DN _____	<b>None</b> DN _____	<b>None</b> DN _____	<b>None</b> DN _____
Forward to delay	2 <b>3</b> 4 6 10	2 <b>3</b> 4 6 10	2 <b>3</b> 4 6 10	2 <b>3</b> 4 6 10	2 <b>3</b> 4 6 10
Set filter					
Direct dial set	None <b>1</b> 2 3 4 5	None <b>1</b> 2 3 4 5	None <b>1</b> 2 3 4 5	None <b>1</b> 2 3 4 5	None <b>1</b> 2 3 4 5
Hotline type	<b>None</b> Internal External	<b>None</b> Internal External	<b>None</b> Internal External	<b>None</b> Internal External	<b>None</b> Internal External
Internal hotline DN	<b>None</b> DN _____	<b>None</b> DN _____	<b>None</b> DN _____	<b>None</b> DN _____	<b>None</b> DN _____
External hotline line					
External hotline digits					

## Buttons and Status - M7208 set

Some of the default button assignments shown cannot be changed from Buttons and status - they must be changed from other Set programming areas. For example, to change the first button to Line 3 go to Set programming (Line access).

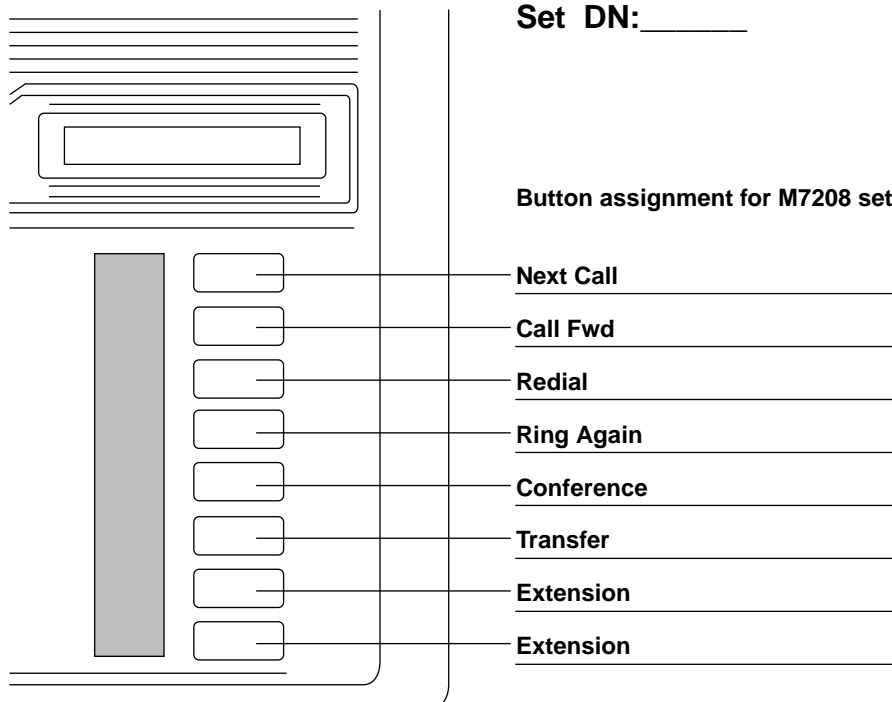


Set DN: \_\_\_\_\_

Button assignment for M7208 set

Pre-dial mode	Automatic dial Pre-dial <b>Standard dial</b>
Do not disturb	On <b>Off</b>
Background music	On <b>Off</b>
Ring volume	0   1   2 <b>3</b> 4   5   6   7
Ring type	<b>1</b> 2   3   4
Contrast	1   2   3 <b>4</b> 5   6   7   8 9
Language	<b>English</b> French Spanish

**Note:** Depending on the KSU software, French or Spanish is the alternate language.



Set DN: \_\_\_\_\_

Button assignment for M7208 set

Pre-dial mode	Automatic dial Pre-dial <b>Standard dial</b>
Do not disturb	On <b>Off</b>
Background music	On <b>Off</b>
Ring volume	0   1   2 <b>3</b> 4   5   6   7
Ring type	<b>1</b> 2   3   4
Contrast	1   2   3 <b>4</b> 5   6   7   8 9
Language	<b>English</b> French Spanish

**Note:** Depending on the KSU software, French or Spanish is the alternate language.

## Buttons and Status - M7310 set

Some of the default button assignments shown cannot be changed from Buttons and status - they must be changed from other Set programming areas. For example, to change the first button to Line 3 go to Set programming (Line access).

1 \_\_\_\_\_  
2 \_\_\_\_\_  
3 \_\_\_\_\_  
4 \_\_\_\_\_  
5 \_\_\_\_\_  
6 \_\_\_\_\_  
7 \_\_\_\_\_  
8 \_\_\_\_\_  
9 \_\_\_\_\_  
10 \_\_\_\_\_  
11 \_\_\_\_\_  
12 \_\_\_\_\_  
13 \_\_\_\_\_  
14 \_\_\_\_\_  
15 \_\_\_\_\_  
16 \_\_\_\_\_  
17 \_\_\_\_\_  
18 \_\_\_\_\_  
19 \_\_\_\_\_  
20 \_\_\_\_\_

**Set DN:** \_\_\_\_\_

Next Call

Ring Again

Call Fwd

Grp Pickup

Transfer

Pre-dial mode	Automatic dial	Pre-dial
	<b>Standard dial</b>	
Do not disturb	On	Off
Background music	On	Off
Ring volume	0 1 2 3	4 5 6 7
Ring type	1 2 3 4	
Contrast	1 2 3 4 5	6 7 8 9
Language	English French Spanish	

**Note:** Depending on the KSU software, French or Spanish is the alternate language.

21 \_\_\_\_\_  
22 \_\_\_\_\_  
23 \_\_\_\_\_  
24 \_\_\_\_\_

Conference \_\_\_\_\_  
Redial \_\_\_\_\_  
Voice Call \_\_\_\_\_  
Extension \_\_\_\_\_  
Extension \_\_\_\_\_

1 \_\_\_\_\_  
2 \_\_\_\_\_  
3 \_\_\_\_\_  
4 \_\_\_\_\_  
5 \_\_\_\_\_  
6 \_\_\_\_\_  
7 \_\_\_\_\_  
8 \_\_\_\_\_  
9 \_\_\_\_\_  
10 \_\_\_\_\_  
11 \_\_\_\_\_  
12 \_\_\_\_\_  
13 \_\_\_\_\_  
14 \_\_\_\_\_  
15 \_\_\_\_\_  
16 \_\_\_\_\_  
17 \_\_\_\_\_  
18 \_\_\_\_\_  
19 \_\_\_\_\_  
20 \_\_\_\_\_

**Set DN:** \_\_\_\_\_

Next Call

Ring Again

Call Fwd

Grp Pickup

Transfer

Pre-dial mode	Automatic dial	Pre-dial
	<b>Standard dial</b>	
Do not disturb	On	Off
Background music	On	Off
Ring volume	0 1 2 3	4 5 6 7
Ring type	1 2 3 4	
Contrast	1 2 3 4 5	6 7 8 9
Language	English French Spanish	

**Note:** Depending on the KSU software, French or Spanish is the alternate language.

21 \_\_\_\_\_  
22 \_\_\_\_\_  
23 \_\_\_\_\_  
24 \_\_\_\_\_

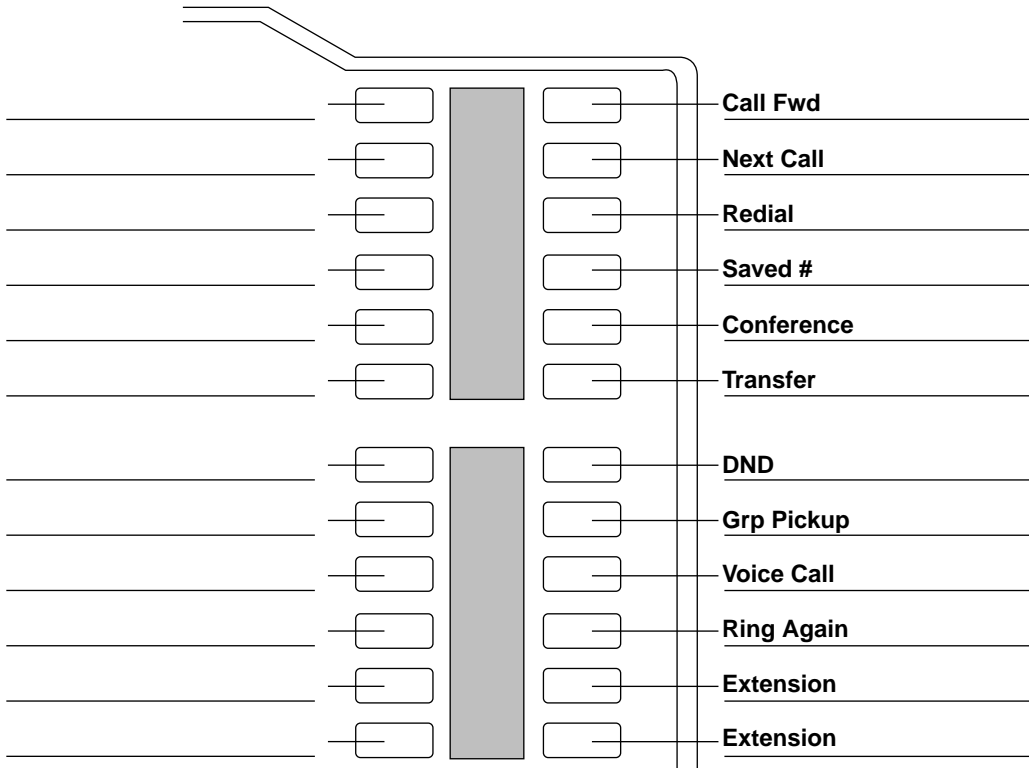
Conference \_\_\_\_\_  
Redial \_\_\_\_\_  
Voice Call \_\_\_\_\_  
Extension \_\_\_\_\_  
Extension \_\_\_\_\_

**Note:** Dual memory buttons (1 through 24) can be programmed with features, or internal and external autodial numbers.

## Buttons and Status - M7324 set

Some of the default button assignments shown cannot be changed from Buttons and status - they must be changed from other Set programming areas. For example, to change the first button to Line 3 go to Set programming (Line access).

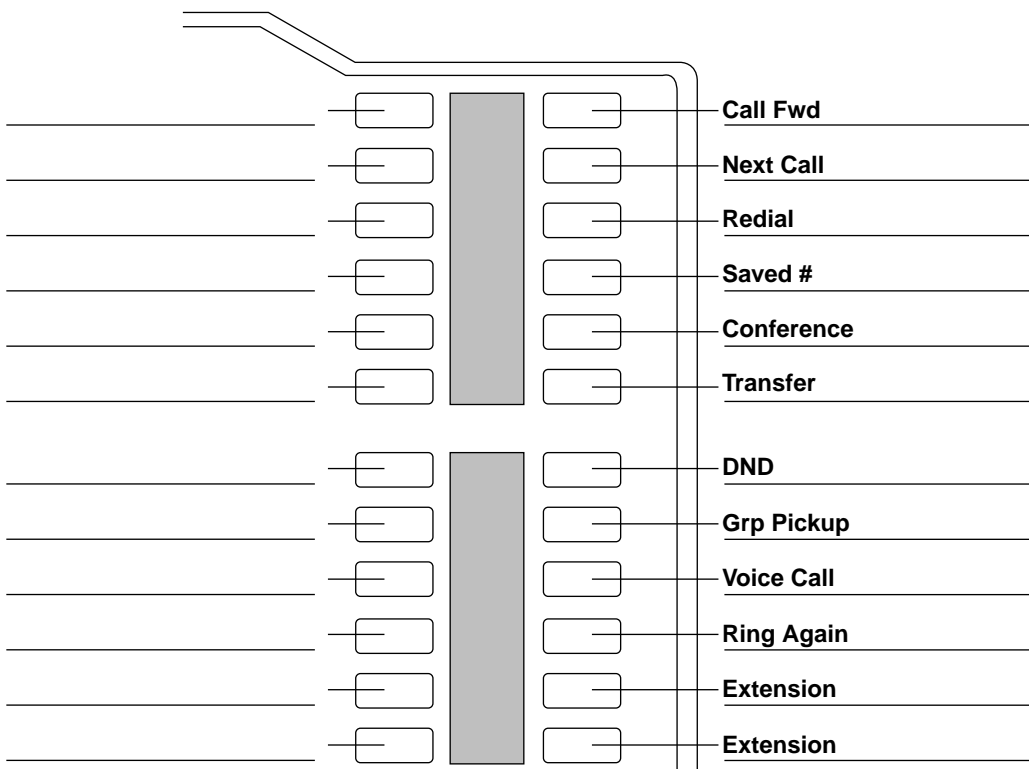
Set DN: \_\_\_\_\_



Pre-dial mode	Automatic dial Pre-dial <b>Standard dial</b>
Do not disturb	On <b>Off</b>
Background music	On <b>Off</b>
Ring volume	0 1 2 <b>3</b> 4 5 6 7
Ring type	<b>1</b> 2 3 4
Contrast	1 2 3 <b>4</b> 5 6 7 8 9
Language	<b>English</b> French Spanish

**Note:** Depending on the KSU software, French or Spanish is the alternate language.

Set DN: \_\_\_\_\_




Pre-dial mode	Automatic dial Pre-dial <b>Standard dial</b>
Do not disturb	On <b>Off</b>
Background music	On <b>Off</b>
Ring volume	0 1 2 <b>3</b> 4 5 6 7
Ring type	<b>1</b> 2 3 4
Contrast	1 2 3 <b>4</b> 5 6 7 8 9
Language	<b>English</b> French Spanish

**Note:** Depending on the KSU software, French or Spanish is the alternate language.

## Buttons and Status - M7100 set

Some of the default button assignments shown cannot be changed from Buttons and status - they must be changed from other Set programming areas. For example to change the first button to Line 3 go to Set programming (Line access).




Set DN: \_\_\_\_\_

Pre-dial mode	Automatic dial	Pre-dial	Standard dial
Do not disturb	On	<b>Off</b>	
Background music	On	<b>Off</b>	
Ring volume	0	1	2 3 4 5 6 7
Ring type	1	2	3 4
Contrast	1	2	3 4 5 6 7 8 9
Language	<b>English</b>	French	Spanish

**Note:** Depending on the KSU software, French or Spanish is the alternate language.

### Button assignment for M7100 set

- Redial \_\_\_\_\_
- Feature \_\_\_\_\_
- Hold \_\_\_\_\_



Set DN: \_\_\_\_\_

Pre-dial mode	Automatic dial	Pre-dial	Standard dial
Do not disturb	On	<b>Off</b>	
Background music	On	<b>Off</b>	
Ring volume	0	1	2 3 4 5 6 7
Ring type	1	2	3 4
Contrast	1	2	3 4 5 6 7 8 9
Language	<b>English</b>	French	Spanish

**Note:** Depending on the KSU software, French or Spanish is the alternate language.

### Button assignment for M7100 set

- Redial \_\_\_\_\_
- Feature \_\_\_\_\_
- Hold \_\_\_\_\_



## Personal speed dial numbers

Set DN: \_\_\_\_\_

Code	Optional Line	Phone number
#71:	_____	_____
#72:	_____	_____
#73:	_____	_____
#74:	_____	_____
#75:	_____	_____
#76:	_____	_____
#77:	_____	_____
#78:	_____	_____
#79:	_____	_____
#80:	_____	_____
#81:	_____	_____
#82:	_____	_____
#83:	_____	_____
#84:	_____	_____
#85:	_____	_____
#86:	_____	_____
#87:	_____	_____
#88:	_____	_____
#89:	_____	_____
#90:	_____	_____
#91:	_____	_____
#92:	_____	_____
#93:	_____	_____
#94:	_____	_____

Set DN: \_\_\_\_\_

Code	Optional Line	Phone number
#71:	_____	_____
#72:	_____	_____
#73:	_____	_____
#74:	_____	_____
#75:	_____	_____
#76:	_____	_____
#77:	_____	_____
#78:	_____	_____
#79:	_____	_____
#80:	_____	_____
#81:	_____	_____
#82:	_____	_____
#83:	_____	_____
#84:	_____	_____
#85:	_____	_____
#86:	_____	_____
#87:	_____	_____
#88:	_____	_____
#89:	_____	_____
#90:	_____	_____
#91:	_____	_____
#92:	_____	_____
#93:	_____	_____
#94:	_____	_____

Set DN: \_\_\_\_\_

Code	Optional Line	Phone number
#71:	_____	_____
#72:	_____	_____
#73:	_____	_____
#74:	_____	_____
#75:	_____	_____
#76:	_____	_____
#77:	_____	_____
#78:	_____	_____
#79:	_____	_____
#80:	_____	_____
#81:	_____	_____
#82:	_____	_____
#83:	_____	_____
#84:	_____	_____
#85:	_____	_____
#86:	_____	_____
#87:	_____	_____
#88:	_____	_____
#89:	_____	_____
#90:	_____	_____
#91:	_____	_____
#92:	_____	_____
#93:	_____	_____
#94:	_____	_____

Set DN: \_\_\_\_\_

Code	Optional Line	Phone number
#71:	_____	_____
#72:	_____	_____
#73:	_____	_____
#74:	_____	_____
#75:	_____	_____
#76:	_____	_____
#77:	_____	_____
#78:	_____	_____
#79:	_____	_____
#80:	_____	_____
#81:	_____	_____
#82:	_____	_____
#83:	_____	_____
#84:	_____	_____
#85:	_____	_____
#86:	_____	_____
#87:	_____	_____
#88:	_____	_____
#89:	_____	_____
#90:	_____	_____
#91:	_____	_____
#92:	_____	_____
#93:	_____	_____
#94:	_____	_____

The maximum length of each Personal speed dial number is 24 digits. **Note:** Pause (P) and Run/Stop (X) each use one digit, and Link/Flash (F), and Programmed Release (R) use two digits when programmed into a Personal speed dial number.



